

Natural Remedies to Treat Melanoma

"Melanoma is a malignant tumor of melanocytes which are found predominantly in skin but also in the bowel and the eye (see uveal melanoma). It is one of the rarer types of skin cancer but causes the majority of skin cancer related deaths. Malignant melanoma is a potentially serious type of skin cancer. It is due to uncontrolled growth of pigment cells, called melanocytes. Despite many years of intensive laboratory and clinical research, the sole effective cure is surgical resection of the primary tumor before it achieves a thickness greater than 1 mm.

Around 160,000 new cases of melanoma are diagnosed worldwide each year, and it is more frequent in males and caucasians. It is more common in caucasian populations living in sunny climates than other groups. According to the WHO Report about 48,000 melanoma related deaths occur worldwide per annum.

Malignant melanoma accounts for 75 percent of all deaths associated with skin cancer." ([Wikipedia](#))

POPULAR REMEDIES:

HYDROGEN PEROXIDE

6 YEAS

BLOODROOT

2 YEA

[[YEA](#)] 12/16/2006: Penny from Oregon writes: "Our doctor used it on my husband's nose... He had been to a dermatologist, found out this spot was cancer, and instead of letting the dermatologist cut it out, he went to our naturopathic doctor The doctor put a very tiny amount of concentrated bloodroot on the spot, about the size of a pin head, no more. Then slapped a Band-Aid on it... Two days later the spot is black, it ate ALL THE CANCER away, and left a big hole... The hole eventually closed in... Be careful with this stuff it is very potent, but it does work."



[[YEA](#)] 12/05/2006: Mike writes: "I tried Cansema #100 from The Original Cream Company. www.altcancercream.com. It healed two spots of skin cancer on my head

and I also removed a funny growing mole on my left side. This has been 2 years or more ago and nothing has returned. The salve came as a kit it took about 2 minutes to make. Their website had a lot a information and a great FAQ section. I have talked with them by phone and they have always been helpful when I had a question. I believe you will find them a wonderful company to work with."



EGGPLANT AND WHITE VINEGAR

1 YEA

[[YEA](#)] 12/22/2006: Anonymous writes: "A few years back when I was working in a village for aged,part of my job was to take residents to their doctor appointments. On one of these occasions the resident had a suspected melanoma on her leg. The doctor gave us a remedy you can buy in a tube (very expensive) or make it yourself. It got rid of the melanoma in about 2 wks.

Recipe: Ingredients

medium sized eggplant

white vinegar

Method: chop up eggplant & place in a glass jar (not plastic) Pour in enough vinegar to cover eggplant, cover with a lid & place in the door of the fridge for 3 days.

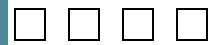
Every time you go to fridge for something, give the jar a little shake. After 3 days the liquid will turn a gold brown colour, strain the liquid & keep refrigerated in the glass jar. How to use: Can be dabbed on to melanoma several times a day or can soak a cotton ball in the liquid, place on top of melanoma & cover with tape (low allergenic kind) change at least twice a day. Need to do this for at least 2 weeks to kill off the melanoma. It only attacks the bad cells. The doctor said if it was a melanoma,after a few applications it could be quite painful when it goes after the nasties. If it didn't pain, unlikely to be of a menacing nature. (it also works on warts) Do it under a doctors supervision though. It definitely works,I have seen the wart disappear & the resident I referred to had a painful healing for a few days but it cleared up after a couple of weeks."



ESSIAC TEA

1 YEA

[**YEA**] 04/06/2009: Paul (picardpaulf@hotmail.com) from Tucson, Arizona writes: "Essiac Cure: I had nodular Melanoma on my finger and the doctor wanted to chop my finger off but I told them I wanted to look around first, I put them off for 2 1/2 months while I tried Essiac that I found on the internet and sure enough I still have my finger and the doctor gave me a clean bill of health after I had finished. All of this started back in sept. 2005, It is now 2009 and my finger is in great shape thank you. PS I would recomend essiac to anyone.
Paul"



HYDROGEN PEROXIDE

6 YEA

1 QUESTION

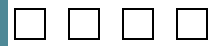
[**QUESTION**] 01/18/2009: Tracy (unameit@htc.net) from Dupo, IL, USA writes: "I have a ? about peroxide or any of the other remedy's for melanoma cancer. My mom died from this cancer, she had it in her mouth under her tounge and in her jaw. How would one go about using any of these remedy's for a melanoma "inside" the body that you cannot put it on topically? I would give anything to have known about this info since she died at only 52 yrs of age. I sit here thinking that the "people" had to have known how to help her instead of letting her suffer and die like she did. Thank you for your time. Tracy"



[**YEA**] 08/24/2008: Teresa from Kenedy, Texas writes: "I had 3 moles on my arm very close to one another. One mole was a dark melanoma mole, the second a pink, fleshy mole and the other a pink hard mole. I've had these moles since I was a child and wanted to really remove the black mole and since the other moles were right beside it, I treated all the moles at the same time. One word of warning is to use vaseline up to the base of the moles, I did protect the surrounding skin, but not up to the base, actually on the mole and I received some nasty chemical burns on all three moles.

They all did change color within the first day, it took about 4 days for them to scab up but took 2 to 3 weeks to heal from the chemical burn. I believe it will scar, and the

scar will be bigger than the moles were. I am applying emu oil, iodine and other moisturizers daily to reduce the appearance of the scars. I am glad the moles are gone, just wish I had been more careful about the surrounding skin and I wouldn't have been so vigorous in applying the HP, patience is the key."



[[YEA](#)] 08/12/2008: Dave from Dallas, Texas writes: "35% Food Grade Hydrogen Peroxide--

I had crippling rheumatoid arthritis in 1985, where all the joints in my right arm were locked up and would not move. I was in constant, horrible pain and got no sleep for over 3 months. I began drinking extremely dilute amounts of the 35% HP DROPS in PURE WATER (NOT Tap Water!!)I also had candida albicans, and my cholesterol level was 465 as tested by my MD friend. Within 1 week the pain in my joints on my right arm was GONE and I was sleeping like a baby! Within one month I had free range of motion in all joints--from my fingers to my shoulder. My cholesterol was down to 289 and the candida symptoms were greatly reduced. By the end of the second month, my cholesterol was 155 (normal and safe) and all symptoms of candida albicans infestation were GONE. That was 28 YEARS ago, and I have had NO reoccurrences of any of the above problems. I call that a "CURE!"

H2O2 amounts taken: Begin first day with ONE DROP H2O2 in 8 oz. PURE WATER. Second day: two drops H2O2. Third day: three drops H2O2...and so on until you reach 10 drops per day. Now, if the taste is too bad, split the HP drops into 5 in the morning, and 5 in the evening--near bed time. Work back taking 10 drops twice a day, THEN split it into THIRDS, AND begin taking 7 drops THREE times a day, or whatever you can handle. Slowly work back up to taking 10 drops THREE times a day. Don't go much higher than that, or you might want to stay at 7 drops, three times a day. Let your body determine your amount.

ALSO, do NOT drink any H2O2 water 45 minutes BEFORE OR AFTER EATING A MEAL OR TAKING SUPPLIMENTS! You may throw up (vomit.)

ALSO, take 500 mg. of Vitamin C once a day to neutralize any free radical formations that may have occurred. The oxygen in the H2O2 attacks the iron in the blood and causes that reaction. The Vitamin C will clean it up, and Selenium may also be substituted for the Vitamin C.

MY **SKIN CANCER** (Melanoma) "erased" with topical application of 35% Food Grade HP: I had several dark mole-like formations on my forearms come up after being out in the Texas sun a lot. They itched, and my doctor friend said they were Melanomas and that I should see a professional about them. I knew what HP would do for them, so I took a nail file and GENTLY abraded the surface of these dark bumps, and then I

applied straight 35% Food Grade HP to the spots with a Q-Tip (cotton swab on a stick) UNTIL THEY TURNED WHITE IN COLOR. I did this 3 times a day for a week. By the end of the week, they had turned to powder or dust, and were FLAT and GONE! There was no itching, NO pain, and they left a slightly lightened spot on my arm where they used to be. They never came back again, and that was over 20 YEARS ago!

ARTHRITIS IN MY KNEES: 17 years ago, I developed rheumatoid arthritis in both knees. I began the HP method by washing my knees with soap and water to remove any body oil, then MISTED them with a 3% solution of HP that was diluted down from 35% Food Grade HP (12:1) with PURE WATER. I wore shorts and then misted my knees, then waited until they were dry, then misted them again while I watched Television or did Computer work. I did this for at least 30 minutes at a time, and I did 4 HP misting sessions a day. My knees were back to NORMAL WITH NO PAIN in ONE WEEK!! I was so happy! I told my friends who had similar problems, and they said that they tried SOAKING their finger and elbow joints in 3% Food Grade HP by pouring the 3% HP solution into a shallow bowl and soaking them for 30 minutes 3-4 times a day. When finished, they would pour the 3% HP solution back into a one gallon plastic jug. The last soaking, they put it in the refrigerator for safe keeping overnight. The next day, they would remove the HP jug from the refrigerator and let it sit out until it had warmed to room temperature, then use in in the bowl to soak their joints until the evening. Worked great!! If you make up one gallon of 3% solution and keep it in the refrigerator, it should last at least one month before you need to make another gallon of it.

IN DALLAS, TEXAS, I found 35% Food Grade HP at "Roy's Natural Market" 6025 Royal Ln. Ste 130

Dallas, TX 75230-8857

Phone: (214) 987-0213. They have been selling HP for many years, and it is about \$16.00 (US) for one quart, which will last a long time when you are spraying it.

Enjoy being pain-free!"



[[YEA](#)] 08/09/2008: Vicki from FT. WORTH, TX writes: "I made the mistake of using fingernail polish that contained those cute little sparkles of glitter. Developed melanoma under both big toe nails. The doctors froze it, it came back, and I almost lost my toenails. I remembered reading about H2O2 and tried it. Soaked cotton balls, placed them on my toenails overnight wrapped in plastic wrap. YAHOO! Melanoma GONE! And my toenails grew back normal. Readers, if something you read sounds feasible, try it. Always use caution but try anything that has worked for others. Sadly our government and the powers that be are not for our health. They want us sick for

that almighty dollar. Thank this site for being free and your ability to read for yourself."



[[YEA](#)] 12/28/2007: Pat (payoung13@att.net) from Newton, New Jersey writes: "I started with melanoma in 2005 on my face. Had extensive surgery but they could not get it all. In March 2007 it had spread to my chest behind my heart. Had another extensive surgery to remove it. In August 2007 found out it had spread to my face/neck/and chest. Doctor told me that they couldn't operate. Did some internet research and read about hydrogen peroxide and how it puts oxygen back into your cells. Rejuvenating them. Well, decided to try it. I either take a 1/2 bottle and soak my feet in it with warm water or take a whole bottle and take a bath in it. Well, last petscan in November there were no new growths and the ones from August were less intense. My LDH also has dropped to an all time low of 113!! Is it the peroxide, can't say for sure but I won't stop it. Will try to keep you posted on my progress. What an easy cure this would be. Better than dying from metastisized malignant melanoma. Good Luck!! I am not a doctor just a normal person trying to help myself. I also started wearing magnetic jewelry. Who knows!!!"

04/15/2009: Everett from Tucson, Az replies: "What portions do you mix?"



[[YEA](#)] 03/05/2007: John writes: "I didn't mention it in my email for the cure with H2O2, because it would get too long and confusing, but I tried garlic before I tried the H2O2 and in one day it wreaked havoc on my skin - it got red and blistered and it did shrink one of my cancer growths some (I tried it only on two first). On the fast growing cancer the garlic had NO EFFECT - I got so scared at that point. It was horrible. I hope this helps someone. I know a lot of people are feeling helpless at this very moment, and I wish they somehow knew of this and tried it, because it really works. It's shocking that something so inexpensive is so effective and people are dying and don't even know there is a cure ;("



[[YEA](#)] 03/03/2007: John (thejohnmalkovich@yahoo.com) from Birmingham, AL writes: "NOTE: I don't know what the laws are and I don't want to get sued. Use my information at your own risk. I'm just trying to help in any way I can, because NO

ONE should have to go through what I went through - numbing devastation and fear. If this helps you, PLEASE spread the word!

3 skin cancer growths on my face cured in a WEEK of applying Hydrogen Peroxide on them - HOW YOU APPLY could mean the difference between EFFECTIVE, or NOT (read further for detailed explanation). (NOTE: I use a lot of repetition, to make sure you understand exactly what I'm referring to.)

I would definitely recommend trying this before you try [bloodroot](#).

THANK GOD!! WOW! I'm still shocked it worked and it took only a WEEK!!! How is this possible that people don't know about this and a truth so simple is not known by everyone is beyond me.

My story and how I used Hydrogen Peroxide 3% to cure my skin cancers: Over the period of two years two cancerous growths appeared on my face (nose); one of them was growing very slow the other one faster. Then in less than a year another one appeared on my face as well - on the side of my nose very close to my eye. That one was growing at an alarming rate. All those growths hurt with unusual intensity when touched and had tiny veins but they were not moles. They were kind of the color of my skin except more red and at times really red. I applied just about every fruit on them I could think of with what seemed no effect. I was getting worried and felt helpless. I begged God to help me and I searched a lot. I found this great site and read that there have been reports that Hydrogen Peroxide cured melanoma. I was going to try the eggplant and white vinegar remedy, but was worried about the fumes from the vinegar being so close to my eye. So I decided to try the Hydrogen Peroxide first. At first it didn't seem to have any effect at all. I was getting so worried by that point because the spot close to my eye was growing even faster and by then it was about 5 millimeters in diameter and just few months ago it was a tiny spot. In my helplessness.

HOW I USED IT:

I took a cotton swab and soaked it in Hydrogen Peroxide and kept rubbing the cancerous growth with the Hydrogen Peroxide soaked cotton swab until the growth was soaked in the Hydrogen Peroxide and was white. It stung badly, but I didn't care, I just wanted these things gone. I was so desperate, my eyes watered every time I looked at the spots on my face. After the soaking of the growths I applied cotton soaked in Hydrogen Peroxide on them. NOTE: when soaking the skin with Hydrogen Peroxide make sure you don't do it to the healthy skin, because even though it is more resistant to getting white and soaked with the Hydrogen Peroxide, it will also get white after a while. If healthy tissue gets white like that, let it air out until it regains its normal color. So do the soaking to the unhealthy tissue only or as close as you can get. After soaking and making it white apply soaked in Hydrogen Peroxide cotton ball on the growth and when the cotton gets dry, wet it with more Hydrogen Peroxide.

How it worked was: the soaked cancerous growth after a while formed as crust much like what happens with a normal sore. The strangest thing is I see no scars it flattened it out like it was never there..IN A WEEK!!! Even the fast growing one!! I'M STILL IN SHOCK. I tried SO many things. THANK GOD. THANK GOD!!!"

John writes again: "In my previous email to you, I forgot to mention:

1. I stopped drinking tap water and started drinking purified water when I was doing my Hydrogen Peroxide therapy.
2. I tried applying the Raspberry Skin Cream well known to cure skin cancer to the cancerous growths on my face for weeks, but it didn't work for me - I noticed no difference. I have heard the Raspberry Skin Cream worked well for many people after about two weeks.
3. Also I forgot to mention when I started my Hydrogen Peroxide I also started using air purifier that is running 24/7 in my bedroom."

01/11/2009: Rich from Boca Raton, Fl replies: "Intravenous Vitamin C (Sodium Ascorbate), will apparently kill melanoma. The mechanism appears to be that it increases the level of h2O2 in the blood. So our guys with the Peroxide cures appear to have gotten it right. It's also nice to see a Linus Pauling cure in the process of being proven correct (even if he got the mechanism wrong).

Sodium Ascorbate (Vitamin C) Induces Apoptosis in Melanoma Cells via the Down-Regulation of Transferring Receptor Dependent Iron Uptake
[http://doctorvitamin-c.co.kr/JCP\(V-C\).pdf](http://doctorvitamin-c.co.kr/JCP(V-C).pdf)

Vitamin C 'slows cancer growth'

<http://news.bbc.co.uk/2/hi/health/7540822.stm>

"The vitamin C reacts with this chemical make-up, producing enough hydrogen peroxide to kill the cell, while leaving healthy cells unscathed."

...

"Tumour growth and weight fell by between 41% and 53%"



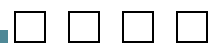
IODINE

2 YEA

[[YEA](#)] 02/26/2007: Diane (lifestyle.benefits@gmail.com) from Chesapeake, VA writes: "I use tincture of iodine (everyday) on skin ulcers which refuse to heal. Sometimes I apply iodine 2 to 3 times a day. I never miss a day when treating squamous cell carcinoma. The area being treated by the tincture of iodine often

becomes very sensitive or itchy...don't discontinue the iodine...keep applying iodine on the ulcer. The itchy skin will scab up...it's just the healing process. Scrape off the skin if it again develops a white flaky patch or a brown scab...then, apply more iodine. Use the iodine for at least one to two months until the skin ulcer has completely disappeared. Then, use Retin-A cream to complete the skin rejuvenation process. Use Palm Fruit Oil along with the iodine to promote deep healing and along with sun block to prevent future skin damage. The ulcer patches have developed on my hands and lower arms. One skin damaged area shows my skin separating on crease lines on top of my wrist. The day after I applied the tincture of iodine to the separating skin, the crease lines showed signs of healing, as blood circulation appeared in the area. The areas I treat are all about the size of a quarter, which is larger than the freckle-sized spot. I figure the underlying skin damage takes in a larger area and it may only show up on the skin as a small freckle-sized spot. Last, everyone will ask you why you are using iodine on your skin...it's orange...it's sooo old fashioned. Don't let the embarrassment of orangey skin stop your self-treatment...it beats having a doctor remove the cancer and leaving you with holes where the carcinoma or melanoma used to be. I use this treatment on all skin problems, to include possible melanoma. In addition to the topical treatment, I plan to add a daily dose of Lugol's Iodine in my drinking water. I want to treat all cancers and other health problems from within. I have red hair and white skin with lots of freckles, and I am very sun sensitive. I have been terribly burned year after year while growing up in California. I am now 56 years old, and the skin cancer is just starting to appear. That's why I feel it necessary to add the Lugol's Iodine daily to my drinking water."

[[YEA](#)] 06/26/2009: Coregon from Medford, Oregon replies: "If you're using iodine for topical use and don't want the orange stain..remember you can buy decolorized (clear) iodine. Leaves no evidence behind! I found mine at the local drugstore for about \$5."



READER COMMENTS

1 QUESTION

[**QUESTION**] 02/10/2009: Brian writes: "HELLO,

YOUR SITE IS VERY INTERESTING TO ME , I HAVE RECENTLY FOUND A SPOT ON THE

BACK OF MY THIGH THAT APPEARS TO BE CANCER TO ME.

IS THERE ANYONE WHO HAS USED THIS CONCOCTION TO RID THEMSELVES OF THE SAME.(MELANOMA)

I AM HAVING AN ISSUE GOING TO A DR., IF I AM CORRECT IT WILL BE SURGERY,CHEMO(POISON) INTRODUCED TO MY SYSTEM.

THE REASON I HAVE FOR ISSUES ARE DRs. ARE TO EAGER TO PUT POISON IN YOU WITHOUT GOOD PROSPECTS, MY FATHER DIED OF NON HODGKINS LYMPHOMA, WHEN IT WAS DISCOVERED IT WAS STAGE IV. THE ONCOLOGIST CONVINCED HIM IT WOULD GIVE HIM 6 -10 MONTHS, SO FACING DEATH HE ELECTED FOR THE TREATMENT, THE FIRST LEG DID NOT WORK AND THEN PERIONITIS, HE LASTED 1 MONTH.

MY PROBLEM IS I DON'T WNT TO BE AN ONCOLOGISTS TESTING GROUND FOR HIS DATABASE OF WHAT DOESN'T WORK, THE MEDICAL COMMUNITY GETS TO "PRACTICE", ATTORNEYS "PRACTICE"

I HAVE SPOKEN WITH FRIENDS IN MEDICAL FIELD AND ALL SAY WITCHCRAFT, AND DANGER ABOUND, I EXPECTED THIS KIND OF ANSWER, WHAT, THE MEDICAL COMMUNITY CAN ONLY ACCEPT WHAT THEY ARE TAUGHT, THERE WAS INTERESTING FEEDBACK BEING YOU DON'T KNOW WHAT IT WILL AFFECT THAT DOESN'T NEED TO BE MESSED WITH.

SOON I WILL NEED TO SEE A DR., SHOULD I GET A DIAGNOSIS FIRST, IF A BIOPSY IS DECIDED ON DON'T THEY GENERALLY REMOVE AT THE TIME, AND IF THERE IS POSSIBLE LYMPH NODE INVASION,THEY WILL REMOVE THOSE AS WELL AT THE TIME. SHOULD I THEN CONSIDER MY OWN COURSE OF ACTION. I BELIEVE OUR HEALTH CARE SYSTEM MAKES MONEY BY NOT TRYING TO CURE. SHOULD I SEEK REMEDIES OVERSEAS IF THERE IS ANY.

I KNOW ONCE YOU HAVE CANCER, YOU ALWAYS HAVE IT, 5 YEARS SEEMS THE BEST RESULTS FOR ANY EXCEPT PANCREATIC CANCER.

I DON'T KNOW WHAT TO DO, YES I AM VERY WORRIED , IS LIFE OVER AT 50."



TURMERIC

1 YEA

[YEA] 04/18/2009: James from Summit, NJ writes: "The last two years or more I've been watching a mole like growth on my lower leg next to my calf. It didn't do much for a while but about six months ago it started to grow. It was about half inch across, maybe slightly less. It had a brown reddish dark hue. The texture was scaly and bumpy. Edges were irregular. It did have a more "round" shape. In short, it was the classic melanoma. I looked on the web and yes there it was in dozens of photos. An angry dark spot spreading out. I figured it was time to get to the Dermatologist but for some reason I held off. I started to take turmeric as a supplement in my morning smoothies. Intially I took turmeric as a cure for a severe case of diahrrea, which it cured almost instantly. After some more research I started taking it every day. After about a month I noticed that my small melanoma was changing. It was becoming lighter, the edges were turning into new skin. Now it's almost gone after three months. New skin has taken over most of it. There is only a small area in the original center left which won't be there long from the looks of it. I put a teaspoon of turmeric in my berrie smoothie, which hides the taste. I actually like the tast of it so for me it's not a problem."

